

# Forest Edge Drive Parking Survey

Sunday, September 10, 2017

# **Summary:**

**34 Total Responses**

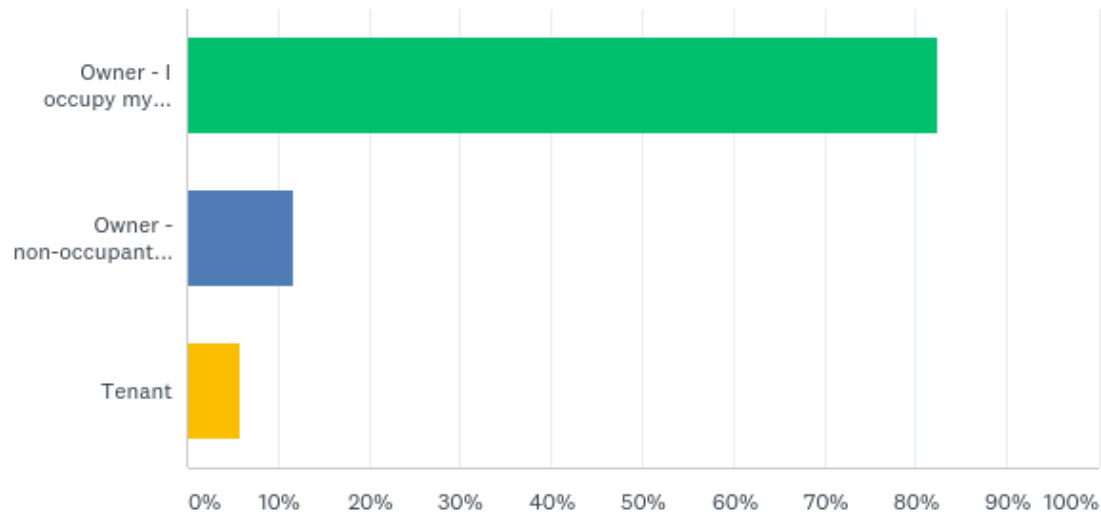
**14 Paper Surveys Returned out of 19 sent**

**20 Electronic surveys returned out of 27 sent**

**Survey sent to 46 households, comprising of all resident owners, non-resident owners and approximately 4 tenant occupied households**

# Q1: Are you an owner or a tenant?

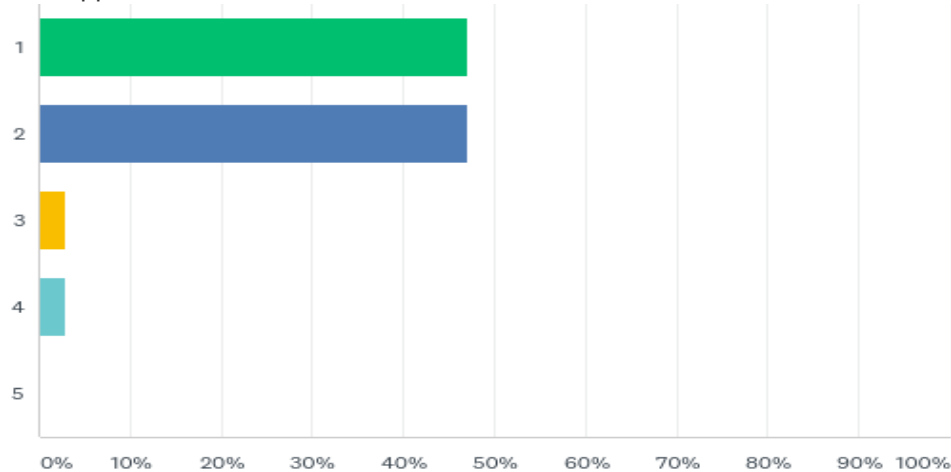
Answered: 34 Skipped: 0



ANSWER CHOICES	RESPONSES	
Owner - I occupy my residence on FE Drive	82.35%	28
Owner - non-occupant - I own but do not live in my residence on FE Drive	11.76%	4
Tenant	5.88%	2
<b>TOTAL</b>		<b>34</b>

## Q2: How many cars are driven by members of your household?

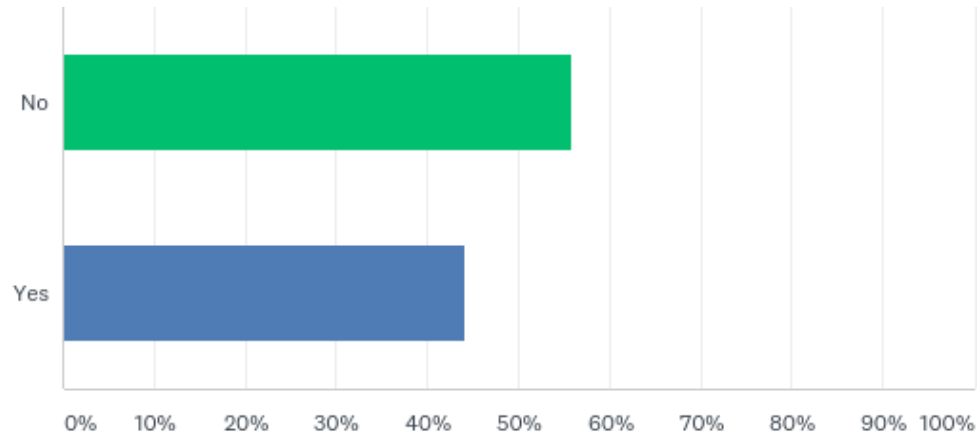
Answered: 34 Skipped: 0



ANSWER CHOICES	RESPONSES	
1	47.06%	16
2	47.06%	16
3	2.94%	1
4	2.94%	1
5	0.00%	0
<b>TOTAL</b>		<b>34</b>

### Q3: Do you believe there is a need for additional parking on Forest Edge Drive

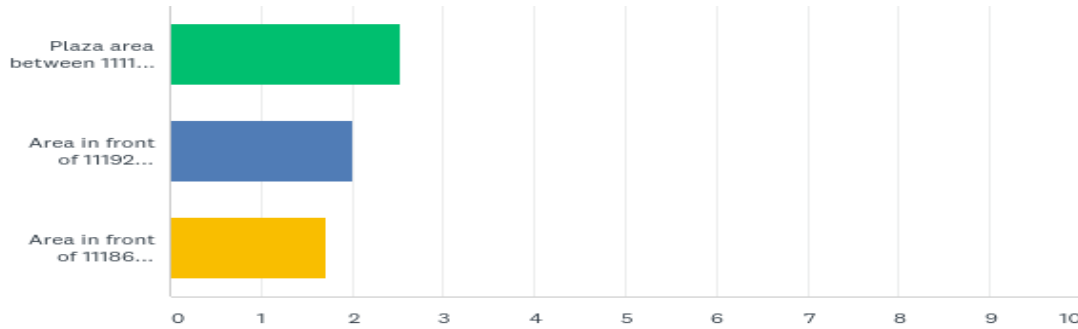
Answered: 34 Skipped: 0



ANSWER CHOICES	RESPONSES	
No	55.88%	19
Yes	44.12%	15
TOTAL		34

## Q4: If you think we need more parking, where do you think it should go?

Answered: 20 Skipped: 14

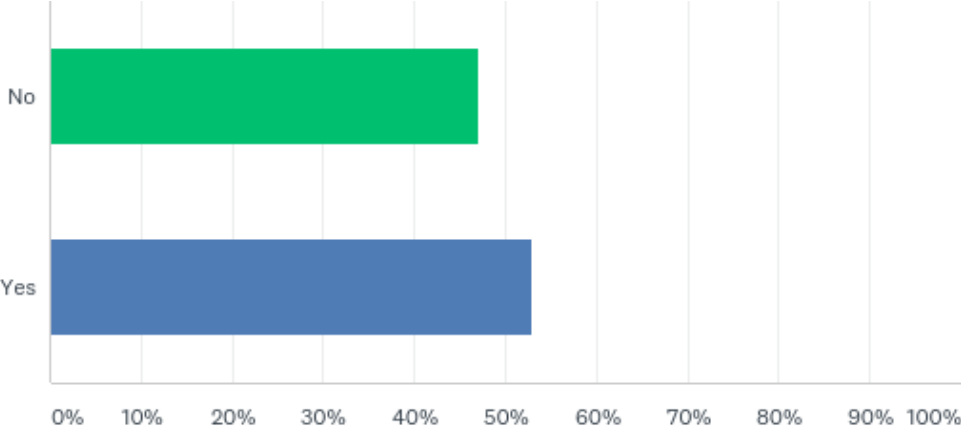


	1	2	3	TOTAL	SCORE
Plaza area between 11118 and 11132 (2 spots - no trees removed)	57.89% 11	36.84% 7	5.26% 1	19	2.53
Area in front of 11192 (Requires RA approval (unlikely) and additional funds)	0.00% 0	100.00% 5	0.00% 0	5	2.00
Area in front of 11186 (Requires RA approval (unlikely) and additional funds)	28.57% 2	14.29% 1	57.14% 4	7	1.71

Although 19 households stated they did not feel additional parking was needed in the previous question, 5 of those residents indicated that this would be the location of their preference if parking were to be added

# Q5: Have you observed non-residents parking on Forest Edge Drive?

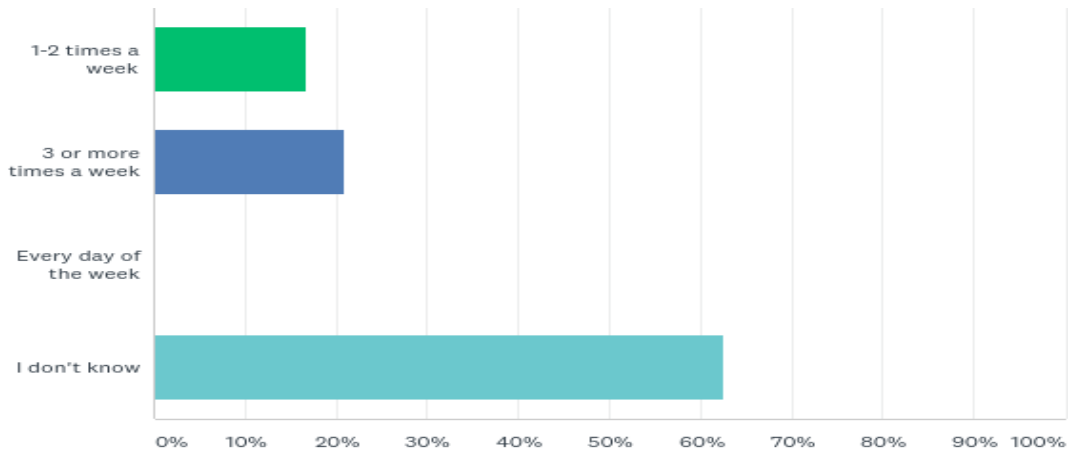
Answered: 34 Skipped: 0



ANSWER CHOICES	RESPONSES	
No	47.06%	16
Yes	52.94%	18
TOTAL		34

## Q6: If you have observed an issue with non-residents parking on Forest Edge Drive, please indicate how often you have noticed this:

Answered: 24 Skipped: 10

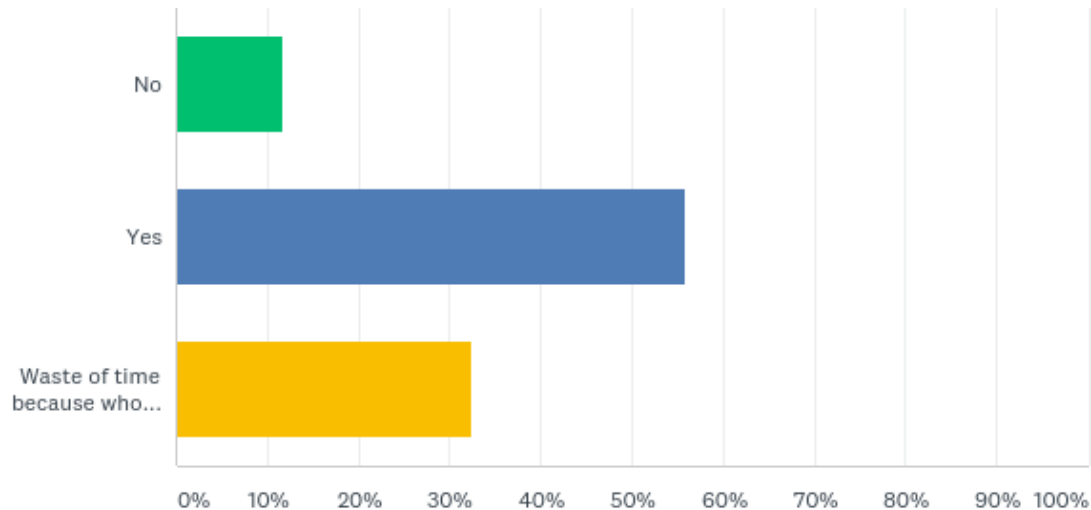


ANSWER CHOICES	RESPONSES	
1-2 times a week	16.67%	4
3 or more times a week	20.83%	5
Every day of the week	0.00%	0
I don't know	62.50%	15
<b>TOTAL</b>		<b>24</b>



# Q7: Do you believe that parking can be enforced by placing a Resident and Guests Only parking sign at the entrance to the street?

Answered: 34 Skipped: 0



ANSWER CHOICES	RESPONSES	
No	11.76%	4
Yes	55.88%	19
Waste of time because who will enforce this?	32.35%	11
TOTAL		34